



INSTITUCION UNIVERSITARIA ESCUELA NACIONAL DEL DEPORTE
INFORME DE EJECUCION DEL PRESUPUESTO DE INGRESOS


ABRIL 30 DE 2018

DESCRIPCION	PRESUPUESTO DEFINITIVO	RECAUDO EFECTIVO ACUMULADO	CUENTAS POR COBRAR	TOTAL EJECUCION	% EJECUCION	SALDO PRESUPUESTAL
INGRESOS DE LOS ESTABLEC. PUBLICOS	52,011,967,000	16,126,472,511	5,094,920,306	21,221,392,817	41	30,790,574,183
INGRESOS CORRIENTES	44,131,289,000	10,122,301,209	5,094,920,306	15,217,221,516	34	28,914,067,484
NO TRIBUTARIOS	27,066,675,000	5,198,707,848	5,094,920,306	10,293,628,155	38	16,773,046,845
TASAS Y DERECHOS	27,066,675,000	5,198,707,848	5,094,920,306	10,293,628,155	38	16,773,046,845
TASAS Y DERECHOS	27,066,675,000	5,198,707,848	5,094,920,306	10,293,628,155	38	16,773,046,845
VENTA DE SERVICIOS EDUCATIVOS	27,066,675,000	5,198,707,848	5,094,920,306	10,293,628,155	38	16,773,046,845
VENTA DE SERVICIOS EDUCATIVOS	27,066,675,000	5,198,707,848	5,094,920,306	10,293,628,155	38	16,773,046,845
TRANSFERENCIAS	17,064,614,000	4,923,593,361	0	4,923,593,361	29	12,141,020,639
DE ENTIDADES DESCENT. NALES	15,064,614,000	4,923,593,361	0	4,923,593,361	33	10,141,020,639
RECURSOS CREE	2,000,000,000	0	0	0	0	2,000,000,000
RECURSOS DE CAPITAL	7,880,678,000	6,004,171,301	0	6,004,171,301	76	1,876,506,699
RECURSOS DEL CREDITO	6,000,000,000	6,000,000,000	0	6,000,000,000	100	0
BANCA COMERCIAL	6,000,000,000	6,000,000,000	0	6,000,000,000	100	0
OTROS RECURSOS DE CAPITAL	1,880,678,000	4,171,301	0	4,171,301	0	1,876,506,699
RENDIMIENTOS FINANCIEROS	30,000,000	4,171,301	0	4,171,301	14	25,828,699
UTILIDADES Y EXCEDENTES FINANCIEROS	1,850,678,000	0	0	0	0	1,850,678,000
TOTAL	52,011,967,000	16,126,472,511	5,094,920,306	21,221,392,817	41	30,790,574,183


JOSE FERNANDO ARROYO VALENCIA
Rector


PATRICIA MARTINEZ
Vicerectora Financiera


JORGE LENIS C.
Prof. Universitario


SONIA L. ROSERO D.
Directora Técnica


INSTITUCION UNIVERSITARIA ESCUELA NACIONAL DEL DEPORTE
INFORME DE EJECUCION DEL PRESUPUESTO DE GASTO


ABRIL 30 DE 2018


DESCRIPCION	PRESUPUESTO DEFINITIVO	PAGO EFECTIVO	OBLIGACIONE S POR PAGAR	TOTAL EJECUCION	% EJECC.	SALDO PRESUPUESTO
FUNCIONAMIENTO	12,552,798,000	2,607,356,081	1,665,733,441	4,273,089,522	34.04	8,279,708,478
SERVICIOS PERSONALES	5,061,405,000	1,244,835,653	483,334,162	1,728,169,815	34.14	3,333,235,185
SERVICIOS PERSONALES ASOC. A LA NÓMINA	3,079,831,000	700,232,806	8,191,917	708,424,723	23.00	2,371,406,277
SUELDOS PERSONAL DE NOMINA	2,364,248,000	565,838,382	0	565,838,382	23.93	1,798,409,618
BONIFICACION SERV-PRESTADOS	68,957,000	26,289,261	0	26,289,261	38.12	42,667,739
BONIFICACION ESP POR RECREACION	13,135,000	5,007,479	0	5,007,479	38.12	8,127,521
VACACIONES	154,892,000	58,358,810	0	58,358,810	37.68	96,533,190
HORAS EXTRAS Y DIAS FESTIVOS	8,000,000	4,589,104	0	4,589,104	57.36	3,410,896
PRIMA DE NAVIDAD	220,016,000	0	0	0	0.00	220,016,000
PRIMA DE SERVICIOS	101,384,000	0	0	0	0.00	101,384,000
PRIMA DE VACACIONES	105,608,000	40,149,770	0	40,149,770	38.02	65,458,230
INDEMNIZACION VACACIONES	43,591,000	0	8,191,917	8,191,917	18.79	35,399,083
SERV PERSONALES INDIRECTOS	993,953,000	370,040,550	432,290,115	802,330,665	80.72	191,622,335
HONORARIOS	644,716,000	187,689,048	260,777,155	448,466,203	69.56	196,249,797
REMUNERACION SERVICIOS TECNICOS	349,237,000	182,351,502	171,512,960	353,864,462	101.33	-4,627,462
CONTRIBUCIONES INHERENTES A LA NÓMINA	987,621,000	174,562,297	42,852,130	217,414,427	22.01	770,206,573
AL SECTOR PÚBLICO	176,595,000	50,776,200	0	50,776,200	28.75	125,818,800
APORTES PREVISIÓN SOCIAL	96,784,000	32,051,500	0	32,051,500	33.46	63,732,500
PENSIONES	93,435,000	30,685,100	0	30,685,100	32.84	62,749,900
INSTITUTO DE SEGUROS SOCIALES ISS	93,435,000	30,685,100	0	30,685,100	32.84	62,749,900
SALUD PUBLICO	2,349,000	1,366,400	0	1,366,400	58.17	982,600
APORTES PARA FISCALES	80,811,000	18,724,700	0	18,724,700	23.17	62,086,300
INST-COLOMBIANO DE BIENESTAR FAMILIAR	80,811,000	18,724,700	0	18,724,700	23.17	62,086,300
AL SECTOR PRIVADO	811,026,000	123,756,097	42,852,130	166,638,227	20.55	644,387,773
APORTES PREVISIÓN SOCIAL	703,278,000	104,636,897	42,852,130	147,489,027	20.97	555,788,973
FONDOS CESANTIAS	238,351,000	19,964,897	42,852,130	62,817,027	26.35	175,533,973
FONDOS DE PENSIONES	198,550,000	26,815,900	0	26,815,900	13.51	171,734,100
APORTES SERVICIOS MÉDICOS - POS	204,474,000	39,771,200	0	39,771,200	19.45	164,702,800
RIESGOS PROFESIONALES	61,903,000	18,084,900	0	18,084,900	29.21	43,818,100
CAJA DE COMPENSACIÓN FAMILIAR	107,748,000	19,149,200	0	19,149,200	17.77	88,598,800

GASTOS GENERALES	7,254,388,000	1,362,520,428	1,182,399,279	2,544,919,707	35.08	4,709,468,293
ADQUISICION DE BIENES	2,040,199,000	606,496,565	86,880,969	693,377,624	33.99	1,346,821,476
ADQUISICION DE SERVICIOS	5,079,302,000	756,023,873	1,096,618,310	1,851,542,183	36.46	3,227,769,817
IMPUESTOS Y MULTAS	134,887,000	0	0	0	0.00	134,887,000
TRANSFERENCIAS CORRIENTES	237,005,000	0	0	0	0.00	237,005,000
CUOTA DE AUDITAJE	137,005,000	0	0	0	0.00	137,005,000
SENTENCIAS Y CONCILIACIONES	100,000,000	0	0	0	0.00	100,000,000
INVERSION	38,559,168,000	4,260,223,859	932,446,292	5,192,670,151	13.47	33,366,497,849
INFRAESTRUCTURA	8,256,718,000	86,377,740	65,693,568	152,071,308	1.84	8,104,646,692
DOTACIÓN	3,808,917,000	24,946,778	40,000,000	64,946,778	1.71	3,743,970,222
RECURSO HUMANO	21,121,318,000	3,846,838,433	537,254,843	4,384,093,276	20.76	16,737,224,724
INVESTIGACIÓN Y ESTUDIOS	2,474,307,000	104,241,424	32,827,000	137,068,424	5.54	2,337,238,576
ADMINISTRACION DEL ESTADO	85,280,000	0	0	0	0.00	85,280,000
INTERNACIONALIZACION	430,258,000	7,000,000	77,000,000	84,000,000	19.52	346,258,000
PROYECCION SOCIAL	456,094,000	15,681,000	10,230,000	25,911,000	5.68	430,183,000
MEJORAMIENTO CENTRO DE PRACTICAS Y SERVICI	398,317,000	20,194,000	15,502,000	35,696,000	8.96	362,621,000
MEJORAMIENTO CENTRO PRACTICAS Y SERVICIOS	906,139,000	108,196,484	111,440,881	219,637,366	24.24	686,501,636
ACREDITACION DE ALTA CALIDAD	621,820,000	46,748,000	42,498,000	89,246,000	14.35	532,574,000
SERVICIOS DE LA DEUDA	900,001,000	543,468,230	0	543,468,230	60.39	356,532,770
DEUDA INTERNA	900,001,000	543,468,230	0	543,468,230	60.39	356,532,770
AMORTIZACION	800,001,000	466,666,668	0	466,666,668	58.33	333,334,332
INTERESES	100,000,000	76,801,562	0	76,801,562	76.80	23,198,438
TOTAL	52,011,967,000	7,411,048,170	2,598,179,733	10,009,227,903	19.24	42,002,739,097


JOSÉ FERNANDO ARROYO VALENCIA
 Rector


PATRICIA MARTINEZ
 Vicirectora Financiera


MARLENI RODRIGUEZ R.
 Prof. Universitario


SONIA L. ROSERO D.
 Directora Técnica